

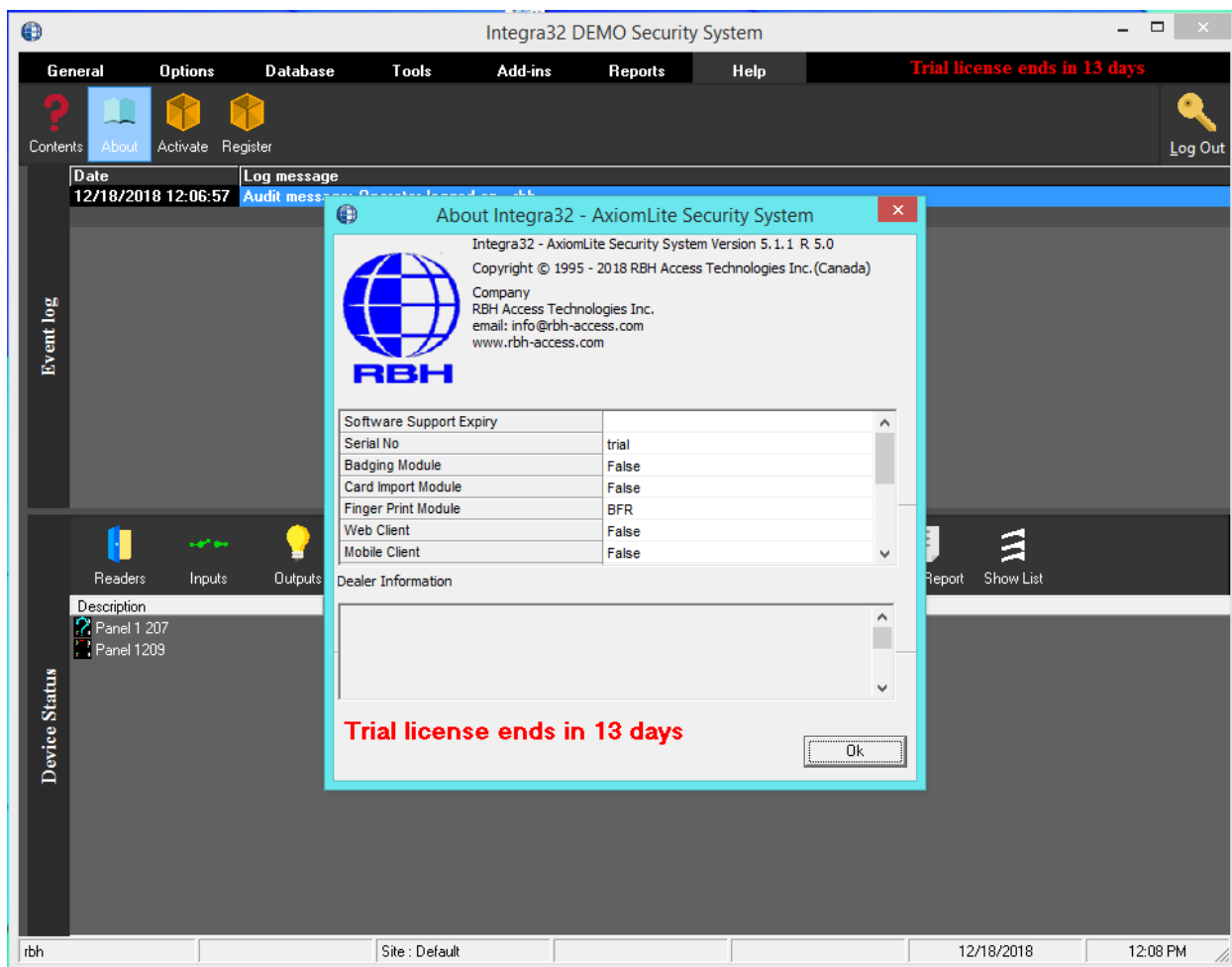


Integra32™ Release 5.0 Security System

2 Automatic Road, Suite 10
Brampton, Ontario
Canada L6S 6K8

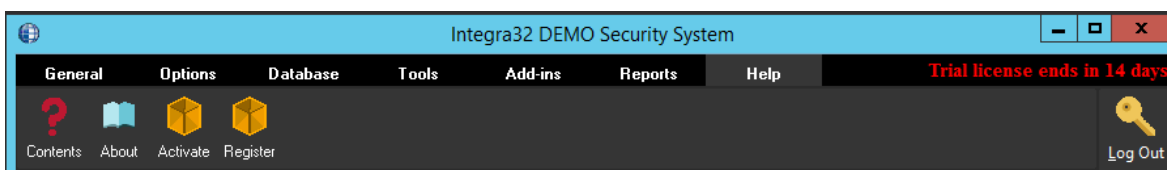
Number: 94 Integra32™ R5.0 Registration

Integra32™ Release 5.0 Security System software comes with 14 days trial license, after which the system will not run unless user registers with RBH.



Registration can be done any time during the trial period as well. Each site should register with RBH before activation.

Clicking on *Register* in *Help* menu of Integra32™ security system opens Registration window:



OR

If, not already activated, and the trial period is expired, logging in Integra32 will give the message:



Clicking *OK* to the message, opens Registration window:



Clicking *Next* opens a welcome window for Registration . Users need to register the site with RBH along with requesting warranty extension.




Click *Next* to *Register* or *Activate*.

Registration

Enter the required information for Site/Company, and click *Next* to provide Dealer and Distributor (optional) information to RBH.

Integra32 and AxiomLite Registration Wizard

RBH now offers a seamlessly integrated video solution!



Enter the Site / Company information here:

Name

Contact Name

Street Number

Street Name

City

State / Prov

Zip Code

Country


Phone Number Ext

Email

< Back Next > Cancel

Integra32 and AxiomLite Registration Wizard

Award Winning Bluetooth and NFC Readers and Keyfobs with FREE virtual Credentials



Enter the Dealer information here:

Name

Contact Name

Street Number

Street Name

City

State / Prov

Zip Code

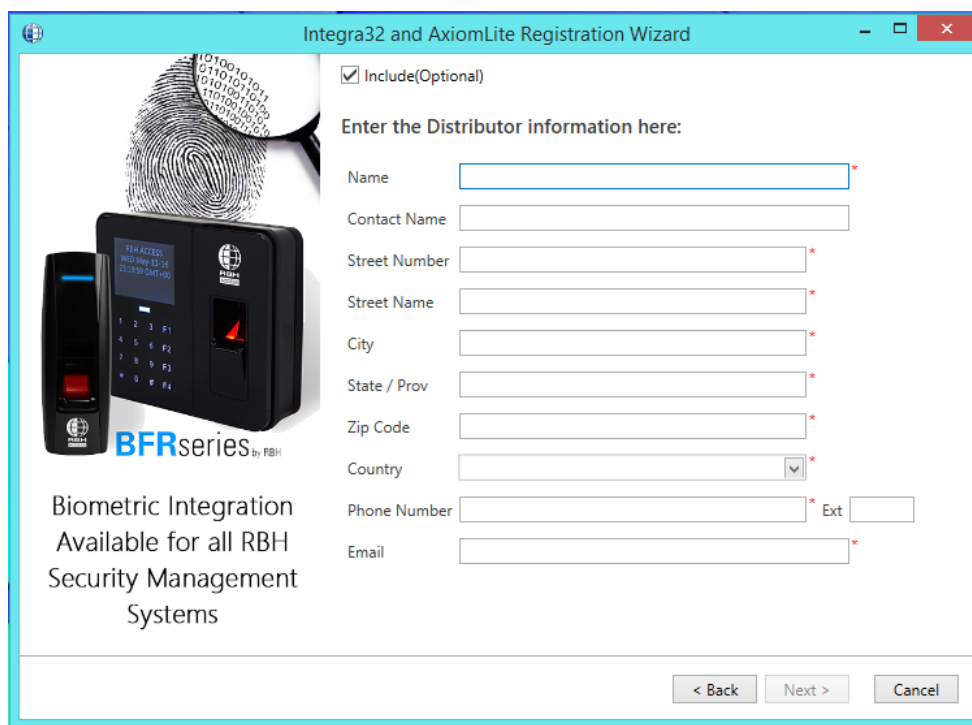
Country

Phone Number Ext

Email


< Back Next > Cancel

And



The screenshot shows the 'Integra32 and AxiomLite Registration Wizard' window. On the left, there is a graphic of a fingerprint scanner and a device labeled 'BFRseries by RBH'. Below the graphic, it says 'Biometric Integration Available for all RBH Security Management Systems'. On the right, there is a form titled 'Enter the Distributor information here:'. The form includes a checkbox for 'Include(Optional)' which is checked. The fields are: Name, Contact Name, Street Number, Street Name, City, State / Prov, Zip Code, Country (a dropdown menu), Phone Number, Ext (a small text box), and Email. At the bottom right, there are buttons for '< Back', 'Next >', and 'Cancel'.

Click *Next* to select the location to save *Registration* and *License Request* files to send to RBH.



The screenshot shows the second step of the 'Integra32 and AxiomLite Registration Wizard'. On the left, there is a graphic with the text 'Axiom Lite™ Integra 32™ A SECURITY MANAGEMENT SOLUTION BY RBH'. In the center, there is a text box that says 'Please select the location to save the registration file' with a file path 'C:\License' and a button with three dots '...' to the right. At the bottom right, there are buttons for '< Back', 'Next >', and 'Cancel'.

Click *Next* to be able to email the files directly to RBH or save the files on your selected location to send it later to RBH

Please choose one of the following options:

1) Fill out the email configurations below and click "Send Email Now" which will send an email to license@rbh-access.com with the Registration Form and Software Registration Files attached.

OR

2) Click "Next" to proceed with finishing the registration. If you choose this option please email the 2 files in the "Attachments" section to license@rbh-access.com at your earliest convenience.

Sender Name:

Sender Email Address:

SMTP Server:

Password:

Using Exchange Server: ☐

SSL: ☐

Attachments: Registration.rxa RBH.WibuCmRaC

[Send Email Now](#)

To proceed, click Next.

< Back Next > Cancel

Click on *Send Email Now* button after filling in the required information or *Next* to proceed.

You've successfully completed the registration!

Please note that if you have not sent an email with the attachments in the previous step, you will need to send them to license@rbh-access.com to receive a Warranty Extension File for your product to work.

You should receive an acknowledgement email and a Warranty Extension File from RBH Access Technologies within 24 hours. If you do not receive an email, please contact our Technical Support Department.

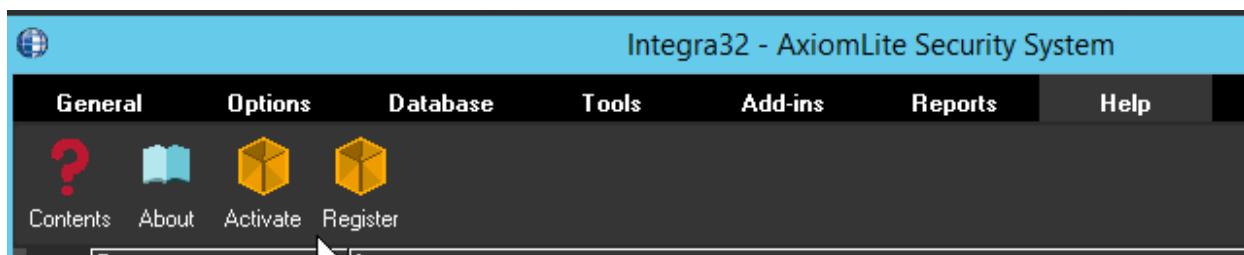
< Back Finish Cancel

Click *Finish* and provide RBH the *Registration files* (.rx), and (.WibuCmRaC) files.

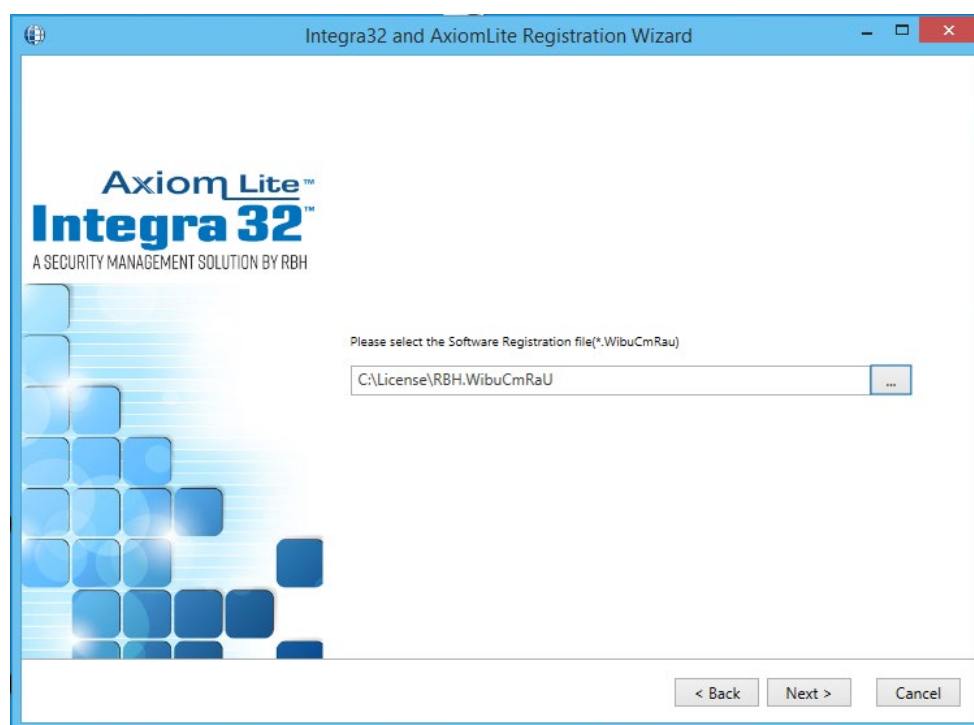
Once RBH receives the request, they will send an activation file for your Integra32™ Security system.

Activation

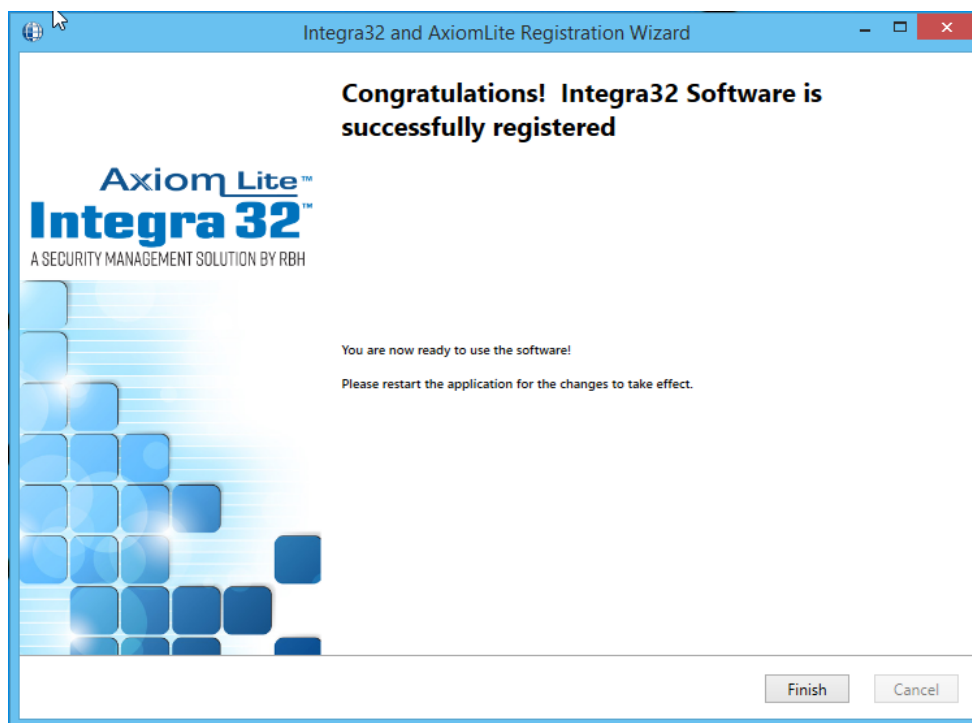
Clicking on *Activate* in *Help* menu of Integra32™ security system opens Activation window:



Select the activation (.WibuCmRaU) file sent by RBH to activate the License and click on *Next*.



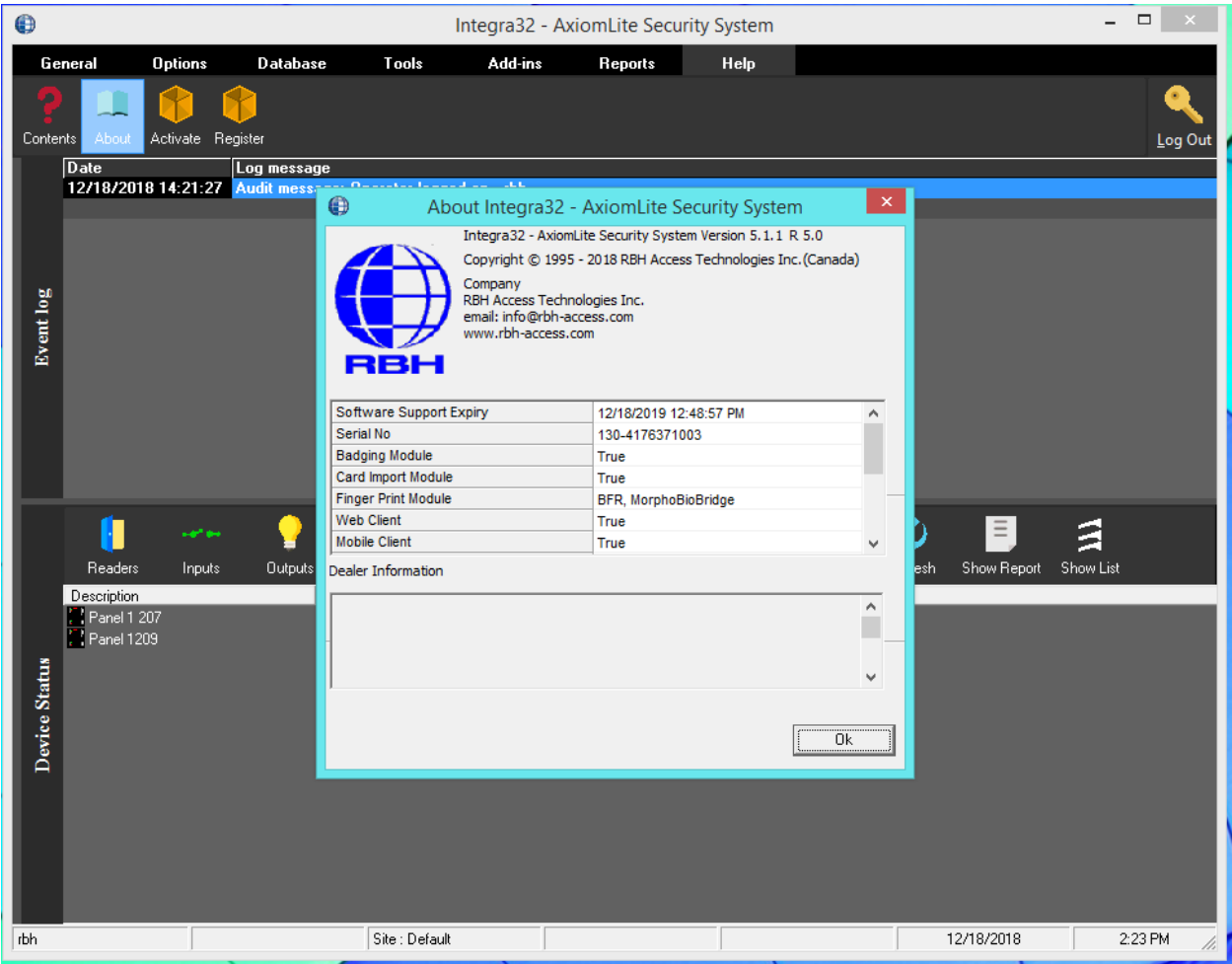
Click *Next* to finish Activation.



Click *Finish* to get out of Registration/Activation wizard.

Your system is now activated.

Log back in to Integra32™ Security system to be able to access all the options available in your application as per your Activation.



Clicking on the *About* option from the Help menu details the Activated Software Features for the System.